



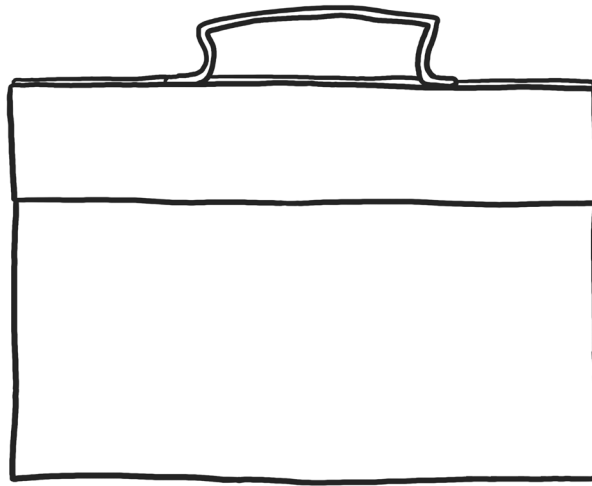
# Choosing a Material



You should now know which material is best for the Brilliant Bag Company to use as the reflective strip on their new book bag.

Draw your chosen material where you think the reflective strip should be on the book bag below.

Remember to label it to show which material you have chosen!



I chose this material because when I tested it, the light from the torch \_\_\_\_\_


\_\_\_\_\_

\_\_\_\_\_

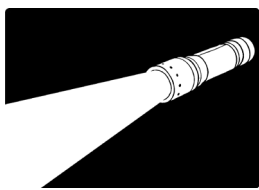
This material feels \_\_\_\_\_

It looks \_\_\_\_\_

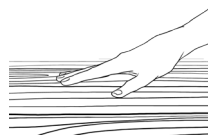
You may want to use the words below for ideas.



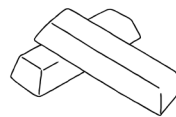
reflected



shone



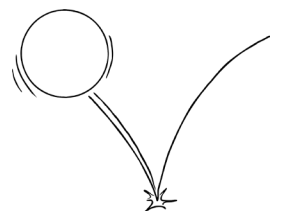
smooth



shiny



bright



bounce




# Choosing a Material



You should now know which material is best for the Brilliant Bag Company to use as the reflective strip on their new book bag.

Draw your chosen material where you think the reflective strip should be on the book bag below.

Remember to label it to show which material you have chosen!



Why did you choose this material? Think about what happened when you tested it and what it looks and feels like.

---

---

---

---

---

---

---

---




# Choosing a Material



You should now know which material is best for the Brilliant Bag Company to use as the reflective strip on their new book bag.

Draw your chosen material where you think the reflective strip should be on the book bag below.

Remember to label it to show which material you have chosen!



Why did you choose this material? Think about what happened when you tested it and what it looks and feels like.

---

---

---

---

What do you notice about the things the most reflective materials had in common? How are they similar? Can you make a conclusion about what all reflective materials are like?

---

---

---

---